


R. GOPAL & ASSOCIATES

CHARTERED ACCOUNTANTS

1/1A, Vansittart Row, 1st Floor,

Room No.-6, Kolkata - 700 001

Telefax : +91-33-2248-0021/3135



To

West Bengal State Electricity Distribution Company Limited
 (A Government of West Bengal Enterprise)
 Vidyut Bhawan, Block-DJ, Sector-II
 Bidhannagar, Kolkata- 700 091

This is to certify that Asset Register Summary for the FY: 2024-25 attached as per Annexure 10 of the WBERC (Terms & Condition of Tariff) Regulation 2011, as amended, have been verified by us from the available records maintained at Corporate Office of WBSEDCL and found it in accordance therewith.

For R. Gopal & Associates.
Chartered Accountants
FRN: 000846C

Sandeep Kumar Sawaria
 Partner,
 Membership No. 061771
 UDIN- 25061771BMLLFV5022
 Place: Kolkata
 Date: 10th November, 2025




Santam Saha
 Chief Engineer (Regulation)
 Regulation Department
 WBSEDCL

Asset Register Summary

Asset after Cut-off date: 31-March-2023 (For the FY 2024-25)

A	Type of Assets	Calculation	Leasehold Land	Buildings	Cap. spare at Generating station	Furniture & Fixture	Hydraulic Works	Line,Cable, Network	Office Equipment	Other Civil Works	Plant & Machinery	Spare – Meter & Transformer	Vehicles	OTROU	Amount
	Opening Gross Value of Asset as on 1st April of 2024		0	0	0	0	0	0	0	0	0	0	0	0	0
B	Assets fully Depreciated (>=90%)	B1	3112	0	0	7	0	459377	3,711	11	2,102	27,075	24	0	4,95,420
	Assets Depreciated >=70% but less than <90%	B2	1101	109	0	482	387	10529	15,880	84	8,464	51,475	0	0	88,511
	Assets Depreciated less than <70%	B3	1699	57561	8,005	7,177	150383	2500104	25,772	79,039	4,53,552	1,08,873	0	5411	33,97,576
	Total	B=B1+B2+B3	5912	57670	8005	7666	150770	2970010	45363	79134	464118	187423	24	5411	3981507
	Gross Value of Assets de-commissioned during the FY 2024-25			0	0	0	0	0	0	0	0	0	0	0	0
C	Assets fully Depreciated (90%)	C1	0	0	0	0	0	0	0	0	0	0	0	0	0
	Assets Depreciated 70% or more but less than 90%	C2	0	0	0	0	0	9823	0	0	1,783	67	0	0	11,673
	Assets Depreciated less than 70%	C3	0	0	0	0	0	1277	0	0	346	4,111	0	0	5,734
	Total	C=C1+C2+C3	0	0	0	0	0	11100	0	0	2128	4178	0	0	17,406
D	Gross Value of Asset Added during the year 2024-25	D	209	2507	726	415	4	251445	1,081	6,202	1,53,983	24,800	20	2,626	4,44,018
	Total Gross Value at the end of the FY			0	0	0	0	0	0	0	0	0	0	0	0
E	Assets fully Depreciated (90%)	E1=B1-C1	3112	0	0	7	0	459377	3711	11	2102	27075	24	0	4,95,420
	Assets Depreciated 70% or more but less than 90%	E2=B2-C2	1101	109	0	482	387	706	15880	84	6681	51408	0	0	76,838
	Assets Depreciated less than 70%	E3=B3-C3+D	1908	60068	8731	7592	150387	2750272	26853	85241	607189	129562	20	8037	38,35,860
	Total	E=E1+E2+E3	6121	60177	8731	8081	150774	3210355	46444	85336	615973	208045	44	8037	44,08,118
	Accumulated Depreciation of the opening Assets		0	0	0	0	0	0	0	0	0	0	0	0	0
F	Assets fully Depreciated (90%)	F1	0	0	0	6	0	606	2,991	10	2,091	23,471	6	0	29,181
	Assets Depreciated 70% or more but less than 90%	F2	241	90	0	397	322	8,043	13,766	76	6,798	42,987	0	0	72,720
	Assets Depreciated less than 70%	F3	131	11148	1391	2,744	38,132	6,43,186	8,019	7,988	1,19,347	49,297	0	151	8,81,534
	Total	F=F1+F2+F3	372	11238	1391	3147	38455	651835	24776	8074	128236	115754	6	151	983436
	Adjustment during the FY 2024-25 of Accumulated Depreciation			0	0	0	0	0	0	0	0	0	0	0	0
G	Assets fully Depreciated (90%)	G1	0	0	0	0	0	0	0	0	0	0	0	0	0
	Assets Depreciated 70% or more but less than 90%	G2	0	0	0	0	0	2201	0	0	1,765	57	0	0	4,022
	Assets Depreciated less than 70%	G3	0	0	0	0	0	286	0	0	97	2220	0	0	2,604
	Total	G=G1+G2+G3	0	0	0	0	0	2487	0	0	1862	2277	0	0	6,626
	Depreciation during the year 2024-25			0	0	0	0	0	0	0	0	0	0	0	0
H	Assets Depreciated 70% or more but less than 90%	H1	5	19	0	42	2	392	12	2	1,150	1,867	0	0	3,491
	Assets Depreciated less than 70%	H2	54	2,222	503	432	9,281	1,58,705	1,746	2,736	24,400	12,465	0	0	2,12,544
	On Asset added during the year	H3	4	55	29	11	0	3,135	27	75	2,165	1,790	2	921	8,215
	Total During the year	H=H1+H2+H3	63	2296	532	486	9283	162232	1785	2813	27715	16122	2	921	2,24,250
	Closing Balance of Accumulated Depreciation			0	0	0	0	0	0	0	0	0	0	0	0
I	Assets fully Depreciated (90%)	I1=F1-G1	0	0	0	6	0	606	2991	10	2091	23471	6	0	29,181
	Assets Depreciated 70% or more but less than 90%	I2=(F2-G2)+H1	246	109	0	439	324	309	13778	78	6183	44797	0	0	66,264
	Assets Depreciated less than 70%	I3=(F3-G3)+(H2+H3)	189	13425	1923	3187	47414	810665	9792	10799	145815	61331	2	1072	11,05,615
	Total	I=I1+I2+I3	435	13535	1923	3633	47738	811580	26561	10887	154089	129599	8	1072	12,01,060
	Net Book Value as on last date of the Financial Year 2024-25			0	0	0	0	0	0	0	0	0	0	0	0
J	Assets fully Depreciated (90%)	J1=E1-I1	3112	0	0	1	0	458771	720	1	11	3604	18	0	4,66,239
	Assets Depreciated 70% or more but less than 90%	J2=E2-I2	855	0	0	43	63	397	2102	6	498	6611	0	0	10,574
	Assets Depreciated less than 70%	J3=E3-I3	1719	46642	6808	4405	102974	1939607	17061	74442	461374	68231	18	6965	27,30,246
	Total	J=J1+J2+J3	5686	46642	6808	4448	103036	2398775	19883	74449	461884	78446	36	6965	32,07,058



Pl refer: Annexure 10 of the WBERC (Terms & Condition of Tariff) Regulation 2011 as amended:



Asset Register Summary (Intangible Assets)


Asset after Cut-off date: 31-March-2023 (For the **FY 2024-25**)

Row Name	Description	Amount (Rs. In lakhs)
A	Cumulative Opening Balance(Gross)	15,210.00
B	Cost incurred during the Year	1,375.00
C=A+B	Gross intangible Assets at the end of the year(1+2)	16,585.00
D	Cumulative Amount written off at the beginning of the year	11,259.00
E	Amount written off during the year	1,587.00
F=D+E	Cumulative Amount written off at the end of the year (4+5)	12,846.00
G=C-F	Cumulative Closing Balance(Gross) (3-6)	3,739.00

SI No	Particulars	As on last date of the Fiscal Year (2024-25) Rs in Lakh	Depreciation for the year (2024-25) on such assets (Rs in Lakh)
1	Gross value of fixed assets created out of consumer contribution	845124	43664
2	Gross value of fixed assets created out of Govt Grant, Etc.	2009474	102855
3	Gross value of fixed assets where investment approval is not required in terms of tariff regulations.	143528	12871
4	Gross value of fixed assets for which final project cost approval under regulation 2.8.5 has been obtained.	0	0
5	Gross value of fixed assets which are partly commissioned or for which final project cost approval under regulation 2.8.5 is pending.	1422519	58235
	Total GFA(1-5)	4420644	217624
6	Investment approval amount considered by the com mission on the assets at sl no 5 above.	1422519	58235


 Chief Engineer (Regulation)
 Regulation Department
 WBSEDCL

**WEST BENGAL STATE ELECTRICITY
DISTRIBUTION COMPANY LIMITED**



WBSEDCL

Annexure – II


of

Volume-I

**Auditor Certificate for Power Purchase &
Transmission Charges 2024-25**

Submitted to the

**HON'BLE WEST BENGAL ELECTRICITY
REGULATORY COMMISSION**



To

West Bengal State Electricity Distribution Company Limited

(A Government of West Bengal Enterprise)

Vidyut Bhawan, Block-DJ, Sector-II

Bidhannagar, Kolkata- 700 091

This is to certify that expenditure incurred by West Bengal State Electricity Distribution Company limited (WBSEDCL) during the financial year 2024-25 on Purchases of Power and Transmission Charges (read with note no-34 in the Annual Audited Accounts of 2024-25) of ₹ 30,67,781 lakh (Rupees Thirty Lakh Sixty Seven Thousand Seven Hundred and Eighty One Lakh Only) excluding the Rebate received amounting to ₹ 3,610 Lakh (Rupees Three Thousand Six Hundred and Ten Lakh Only) for timely payments and Security Constraint Economic Dispatch (SCED) Refund amounting to ₹ 1,146 Lakh (Rupees One Thousand One Hundred Forty six Lakh Only) as per details attached in Annexure-A read with the notes therein have been verified by us from the available records maintained at Corporate office and found the same in accordance therewith.

For R Gopal & Associates

Chartered Accountants

FRN: 000846C

CA Sandeep Kumar Sawaria

Partner,

Membership No. 061771

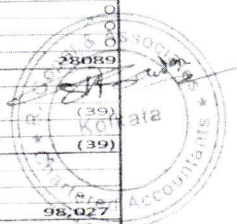
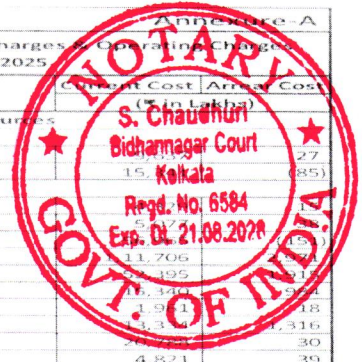
UDIN- 25061771BMLLEM7018

Place: Kolkata

Date: 9th September'2025

Chief Engineer (Regulation)
Regulation Department
WBSEDCL

Annexure - A			
Statement of Power Purchase Cost, Transmission Charges, Other Charges & Operating Charges during the period from April 2024 to March 2025			
Sl No	Particulars	Current Cost	Arrear Cost
(A)	Purchases of Power from Different Sources	(% in Lakhs)	(% in Lakhs)
1	Damodar Valley Corporation-Grid		
	Mejia TPS (V)		27
	Damodar Valley Corporation-Radial	15,395	(85)
	National Thermal Power Corporation		
	BARH TPS I		
	BARH TPS II		
	Daripalli		
	Farakka STPS Stg I	11,706	
	Farakka STPS Stg III	1,195	
2	Kahelgaon I	15,340	
	Kahelgaon II	1,911	18
	Muzarpur TPS	3,313	1,316
	North Karanpura TPS		30
	Nabinagar TPS	4,821	39
	Talcher STPS	18,544	(1,507)
	National Hydro Power Corporation Limited		
	Rangit HEP	3,125	911
3	Teesta V HEP		(1,755)
	Teesta Lower Dam Project III	7,715	429
	Teesta Lower Dam Project IV	25,427	55
	Power Trading Corporation Limited		
	Tala HEP	7,024	-
	Chukha HEP	8,980	27
4	Mangdechhu	32,897	292
	Adhunik Power	24,706	10,650
	PTC India Ltd (Kurichu O&M)	66	-
	PTC Short term	60,642	-
5	Durgapur Projects Limited	1,34,357	42,566
	West Bengal Power Development Corporation		
	Kolaghat TPS (KTPS)	2,28,904	(3,067)
	Bandel TPS (BTPS)-I	16,348	288
	Bandel TPS (BTPS)-II	57,591	564
6	Bakreswar TPS (Stage - I & II)	2,86,137	4,340
	Santalidih TPS (STPS)	1,62,274	2,031
	Sagardighi TPS (Stage-I)	1,50,262	1,652
	Sagardighi TPS (Stage-II)	2,84,952	3,653
	IPSC	-	-
7	CFSC Ltd	748	39
8	Electro Steel Casting Limited	533	-
9	Neora Hydro Limited	289	-
10	Nippon Power	11	-
11	Rashmi Ispat	208	-
12	Himadri Chemicals & Industries Ltd	2,392	-
13	Rashmi Cement Ltd	363	(14)
14	Shree Renuka Sugar	30	-
15	Bengal Energy Limited	81	(291)
16	Assam Power Distribution Company Ltd	132	-
17	Adani Enterprises Ltd.	1,20,846	-
18	Jharkhand Bijlee Vitaran Nigam Ltd	42	(7)
19	ABPI	55	1
	NTPC Vidyut Vyapar Nigam Ltd. (NVVN)		
20	Bundle Power	19,420	-
	NTPC Vidyut Vyapar Nigam Ltd. (Short Term)	72,022	-
	Tata Power Trading Corporation Limited		
	Dagachu	17,162	(3)
21	Maithon Power Limited	88,310	179
	Tata Power Trading Corporation Limited (Short Term)	1,44,403	-
	Power Exchange		
22	India Exchange Exchange Limited (IEX)	157642	0
	Power Exchange India Limited (PXIL)	28373	0
	Hindustan Power Exchange (HPX)	3859	0
23	Solitaire Industries	742	0
24	GMR ENERGY TRADING LIMITED	1474	0
25	Jindal Power Ltd	22609	0
26	MANIKARAN POWER LIMITED	19254	0
27	RAMSARUP IND	721	0
28	ARUNACHAL PRADESH POWER CORPORATION LTD.	2101	0
29	PETRO CARBON AND CHEMICALS LIMITED	75	0
30	Solar Energy Corporation	12230	0
31	Hiranmoyee Energy	93697	1565
32	North Bihar Power Distribution	56	0
33	Deviation Settlement (UI Payable)	1191	262
34	PMRUSUM	33	-
	Sub-Total (A)	2632749	69977
	TRANSMISSION CHARGES		
35	Power Grid Corporation India Limited	1,02,220	-
36	PGCIL		4,458
37	West Bengal State Electricity Transmission Company Limited	1,74,310	-
38	WBSETCL		23,676
39	POSOCO		(52)
40	NVVN LTD (Reimbursement for interstate transfer of solar power)	941	-
41	NVVN LTD		7
42	Damodar Valley Corporation	154	-
	Open Access Charges on Power Purchases		
	PTC Short term	2,060	0
	Adani Enterprises Ltd.	7,922	0
	NTPC Vidyut Vyapar Nigam Ltd. (Short Term)	5,016	0
	Tata Power Trading Corporation Limited (Short Term)	11,296	0
	Hindustan Power Exchange (HPX)	14,740	0
43	GMR ENERGY TRADING LIMITED	139	0
	MANIKARAN POWER LIMITED	1,304	0
	ARUNACHAL PRADESH POWER CORPORATION LTD	108	0
	CTUIL	1,259	0
	SLDC	17,286	0
	Sub-Total (B)	339255	3089
	Other Charges		
44	ERPC Charges		(39)
45	SLDC Charges	2,396	110
46	ERPC Reactive Energy Charges (VARH Charges)	110	(39)
	Sub-Total (C)	2,506	(39)
	Operating Lease Charges		
47	Energy Savings Certificates		
	Sub-Total (D)		
	TOTAL(A+B+C+D)	29,74,510	98,027
	Total Expenditure (Current Power Purchases Cost + Arrear Cost)		3072537



Santanu Sarkar
 Chief Engineer (Regulation)
 Regulation Department
 WBSEDCL

WEST BENGAL STATE ELECTRICITY DISTRIBUTION COMPANY LIMITED



WBSEDCL

Annexure – III

of

Volume-I

**Outstanding Government Loan
as on 31.03.2025**

Submitted to the

**HON'BLE WEST BENGAL ELECTRICITY
REGULATORY COMMISSION**



Outstanding Govt (Capital purpose) Loan as on 31.03.2025						
Sl.No.	Loan order No.	Date	Purpose	Original loan amount (Rs Lakh)	Balance of State Govt Loan as on 31.03.2025 (Rs Lakh)	Interest for the year 2024-25 (Rs Lakh)
1	43(Sanction)-PO/P/C/II/1B-08/2016	04.03.2016	Purulia Pumped Storage Project	336	336	29
2	06 (Sanction)-PO/P/C/II/1B-08/2016	14.06.2016	Purulia Pumped Storage Project	400	400	34
3	39 (Sanction)-PO/P/C-II/1B-08/2016	30.11.2016	Purulia Pumped Storage Project (ID-P-98/152/167)	10721	6537	88
4	21 (Sanc)-POW-13012(11)/3/2022-SECTION(POWER)	05.07.2022	Oustanding Service tax for JICA assisted Purulia Pumped Storage Project.	126	126	11
5	21 (Sanc)-POW-13012(11)/3/2022-SECTION(POWER) (Demand No-43)	23.08.2024	PPSP Vendor (Mitsui & Co Ltd) Payment	1202	1202	62
Total				12785	8602	223


Manager (F&A)
Corporate Compilation
WBSEDCL


Chief Engineer (Regulation)
Regulation Department
WBSEDCL

WEST BENGAL STATE ELECTRICITY DISTRIBUTION COMPANY LIMITED



WBSEDCL

Annexure – IV

of

Volume-I

Calculation of Carrying Cost for 2024-25

Submitted to the


**HON'BLE WEST BENGAL ELECTRICITY
REGULATORY COMMISSION**



Computation of Carrying Cost of Regulatory Assets & Arrear Revenue (Rs in Lakh)							
Sl.No.	Year	Case No.	Issue date	Admitted /Application Amount	Actual Status as per relevant Tariff Orders and APR Orders	Carrying Cost Base Amount	Carrying Cost
1	2020-21	APR-104/22-23	29.03.2023	4,16,095	Released 25-26 (Rs. 188066.19 lakh)	1,88,066	20,969
2	2021-22	APR-110/22-23	26.04.2023	1,69,279	Released 25-26 (Rs. 162778.94 Lakh)(Excluding Rail portion of Regulatory Assets) - Not yet released	1,62,779	18,150
3	2022-23	APR Petition 2022-23	24.11.2023	4,29,344	Released 25-26 (Rs. 73387.74 Lakh) and balance amount yet to be released; excluding railway portion	4,29,344	47,872
4	2023-24	APR Application FY 2023-24	30.11.2024	5,50,455	APR order not yet issued, application amount considered	5,50,455	61,376
5		Carrying Cost of TAISAICOP for 2023-24		4,142	Released (Rs. 4142 lakh)	4,142	462
6	2020-21	APR-104/22-23(Railways RA portion)	29.03.2023	11,640	Railway has been shifted in consumer mode.	11,640	1,298
7	2021-22	APR-110/22-23 (Railways RA portion)	26.04.2023	6,500	Railway has been shifted in consumer mode.	6,500	725
8	2022-23	APR Railways RA		5,432		5,432	606
Total						13,58,358	1,51,457
9	Less :	Balance amount of security deposit after utilization in Working capital requirement				2,12,739	23,720
10		Net amount for calculation of carrying cost				11,45,619	1,27,737
11		Carrying Cost @ 11.15% (SBI MCLR as on 01.04.2024-8.5% plus 250 basis points				1,27,737	


Chief Engineer (Regulation)
Regulation Department
WBSEDCL

WEST BENGAL STATE ELECTRICITY DISTRIBUTION COMPANY LIMITED



WBSEDCL

Annexure – V


of

Volume-I

**Sale of power to persons other than licensee &
consumer including Transmission loss for the year
2024-25**

Submitted to the

**HON'BLE WEST BENGAL ELECTRICITY
REGULATORY COMMISSION**



ANNEXURE-V

Statement showing Sale of power to persons other than licensee/consumer including Transmission loss for the year 2024-25	
Name of Entity	Quantum of Power Sold (MU)
IEX	2121.782
PXIL	22.849
HPX	7.025
Total	2151.655

Santanu Sarkar
Chief Engineer (Regulation)
Regulation Department
WBSEDCL